



Interchangeable Truck Body System

FLATBED





FEATURES

- High quality zinc prime & powder coated finish
- Lightweight design
- 24" on center stake pockets
- Lasercut window in bulkhead
- 4-Corner chain keyholes
- Low profile 4" steel ground rollers
- Custom options available


TO FIND A DEALER IN YOUR AREA



Corner Key Chain Holes



39" Height Bulkhead



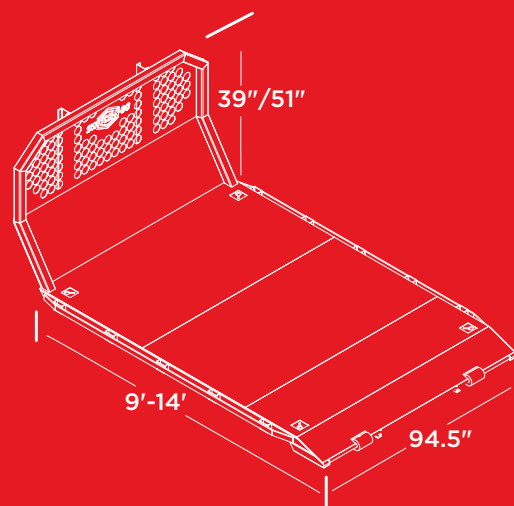
51" Height Bulkhead



Available with or without Beavertail

SPECIFICATIONS

| | 9-12' LENGTHS | 13-15' LENGTHS |
|------------------------|--|----------------------|
| FLOOR | 1/8" DIAMOND PLATE | 3/16" DIAMOND PLATE |
| OUTER RAIL | 3" X 3" X 1/8" TUBING | |
| STAKE POCKETS | 24" ON CENTER | |
| RUB RAIL | 3/8" X 2" FLATBAR | |
| ROLLERS | INTEGRATED 4X6" WIDE GROUND ROLLERS | |
| CROSSMEMBERS | 3" STRUCTURAL CHANNEL ON 16" CENTERS | |
| KEYHOLES | LOCATED IN CORNERS OF PLATFORM FLOOR | |
| OPTIONS | WELDED D-RINGS / STAKE SIDES / NO BEAVERTAIL | |
| | STANDARD BULKHEAD | HIGH BULKHEAD |
| BULKHEAD WINDOW | ≈ 3.8 SQ FEET AREA | ≈ 4.4 SQ FEET AREA |



Specifications are subject to change without notice. For warranty information on this or any other Switch-N-Go® product please refer switchngo.com/warranty.